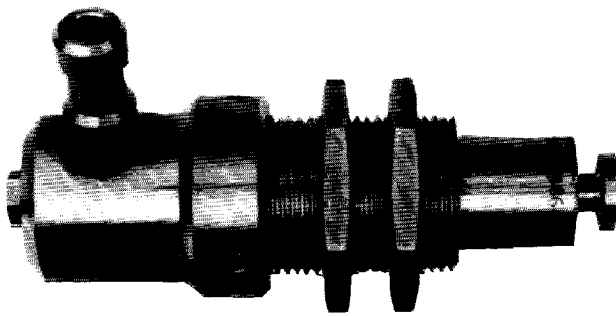



Submersible Electric Switches – 20,000 ft. ocean depth (Rockwell)

Features:


- TO 20,000 FOOT (6100 METERS) OCEAN DEPTH
- HIGH RELIABILITY
- REDUNDANCY

Depth Switch, Model 2200-200



Limit Switch, Model 1802-100

Rotary Switch, 1802-300



Specification:

1. Limit Switch, dual SPDT,
2 position, normally closed.
2. Electrical: 7.0 amp resistive,
4.0 amp inductive,
2.5 amp lamp load,
28vdc or 115vac, 60hz
3. Available N.O. or N.C.
4. Ambient depth pressure: 9,000 psi
5. Materials: 316 cres steel,
Glass sealed header

NPA1802-100